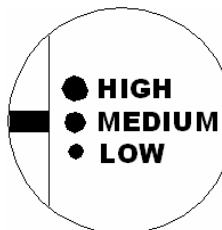


USER INSTRUCTION

Art.3171 Telephone



Three position volume control:

Use this to adjust the incoming call volume.

Door release/concierge button:

Pressing this button during a call will open the door. Pressing this at any other time will call the concierge (When facility is available).

Service Button:

Normally Open Push Button which can be used to trigger other devices, such as gates, lights door strikes etc.

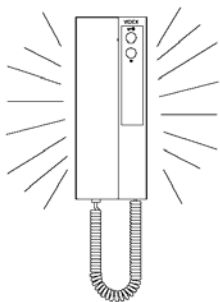
IMPORTANT NOTE: The incoming call tone comes out of the telephone ear piece.

Do not hold the hook switch down while holding the telephone to your ear.

ANSWERING A CALL

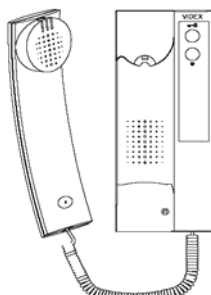
STEP 1

An incoming call will be signalled by an audible tone from the handset




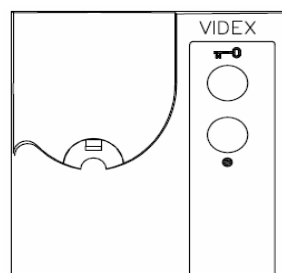
STEP 2

Pick up the handset and speak with the caller



STEP 3

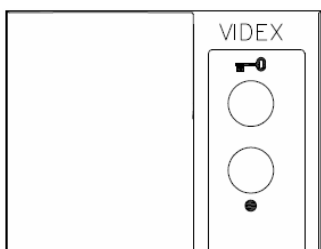
To open the door press the  button
To end the call simply hang up



CALLING THE CONCIERGE


STEP 1

To call the concierge simply press the lock release button while the telephone is still on the cradle.



STEP 2

An audible tone will be heard from the handset to confirm the call has been received



STEP 3

When the handset rings answer the telephone, you will be speaking to the concierge.

